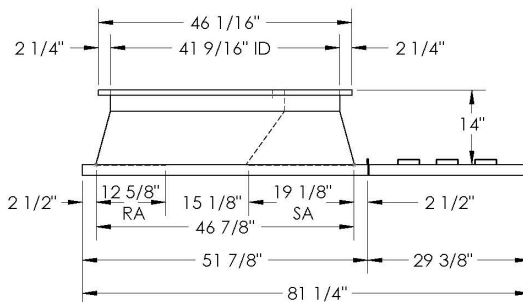
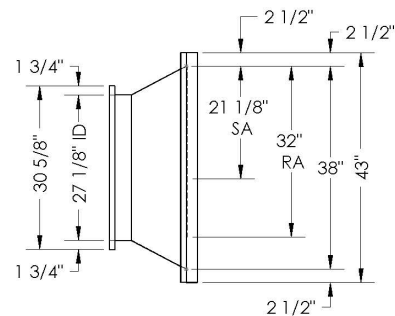
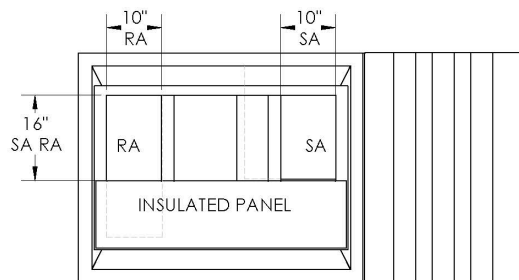


SUBMITTAL

Part Number
2015246

SUBMITTED TO _____
COMPANY _____
JOB NAME _____
EQUIPMENT _____
SIGNATURE _____
DATE _____

SUBMITTAL



FEATURES:

1. ONE PIECE WELDED CONSTRUCTION
2. CURB ADAPTER MADE OF HEAVY GAUGE GALVANIZED STEEL.
3. ALL WELDS ARE COATED WITH A GALVANIZED COMPOUND.
4. GASKETING IS PROVIDED FOR UNIT TO CURB ADAPTER SEALING.
5. CURB ADAPTER IS FULLY INSULATED.
6. SUPPLY TRANSITION AND RETURN PLENUM INCLUDED.
7. BLANK-OFF PANEL SHIPPED LOOSE FOR FIELD INSTALLATION.

Approved By: _____

Date: _____

MATERIAL: 18 GA GALV. (124.6 LBS.)

FEATURES

- ONE PIECE WELDED CONSTRUCTION
- FACTORY INSTALLED SUPPLY TRANSITIONS
- FULLY INSULATED
- DESIGNED FOR EVEN WEIGHT DISTRIBUTION
- FABRICATED OF HEAVY GAUGE G90 GALVANIZED STEEL
- ALL WELDS SPRAYED WITH GALVANIZING COMPOUND
- GASKET PROVIDED FOR UNIT TO ADAPTER SEALING

CAMBRIDGEPORT STRONGLY RECOMMENDS CONFIRMING THE DIMENSIONS ON THIS SUBMITTAL

CURB ADAPTERS ARE BASED ON UNIT MANUFACTURERS STANDARD CURB DIMENSIONS.
CAMBRIDGEPORT CANNOT BE RESPONSIBLE FOR ANY DEVIATIONS FROM FACTORY DIMENSIONS OR INCORRECT MODEL NUMBERS.