


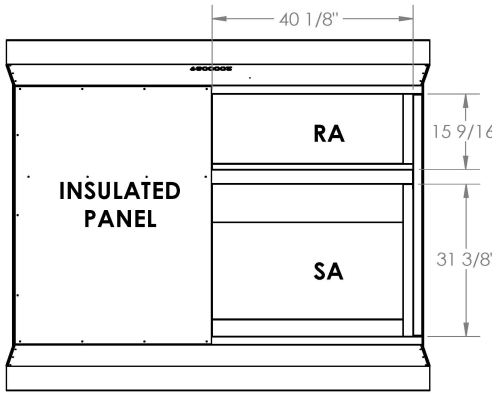
**SUBMITTAL**

**Part Number  
2000089ASD (RapidFit)**

SUBMITTED TO \_\_\_\_\_  
 COMPANY \_\_\_\_\_  
 JOB NAME \_\_\_\_\_  
 EQUIPMENT \_\_\_\_\_  
 SIGNATURE \_\_\_\_\_  
 DATE \_\_\_\_\_



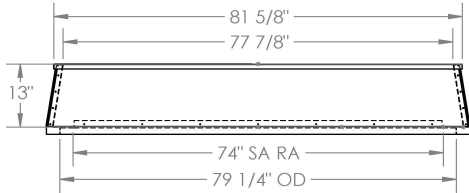
**RAPID-FIT ADAPTER SUBMITTAL  
2000089ASD/KD**

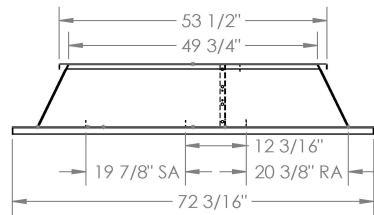


FEATURES:

1. CURB ADAPTER CONSTRUCTED OF HEAVY GAUGE GALVANIZED STEEL
2. MULTIPLE PIECE SCREW TOGETHER CONSTRUCTION (FULLY ASSEMBLED OR KNOCK DOWN AVAILABLE)
3. GASKETING IS PROVIDED FOR UNIT TO CURB ADAPTER SEALING
4. SUPPLY AND RETURN TRANSITIONS INCLUDED.
5. CURB ADAPTER IS FULLY INSULATED.
6. FOR KNOCK DOWN VERSION, TEK SCREWS, CAULKING & SPRAY BOTTLE INCLUDED (WATER ACTIVATED GLUE INSULATION)

Approved By: \_\_\_\_\_  
 Date: \_\_\_\_\_





MATERIAL: 18 GA GALVANIZED STEEL  
WEIGHT: 143 LBS

OLD UNIT: CARRIER 48HJD, HJF 025  
NEW UNIT: CARRIER 48/50GJ008 (3A)

**FEATURES**

- ONE PIECE WELDED CONSTRUCTION
- FACTORY INSTALLED SUPPLY TRANSITIONS
- FULLY INSULATED
- DESIGNED FOR EVEN WEIGHT DISTRIBUTION
- FABRICATED OF HEAVY GAUGE G90 GALVANIZED STEEL
- ALL WELDS SPRAYED WITH GALVANIZING COMPOUND
- GASKET PROVIDED FOR UNIT TO ADAPTER SEALING

**CAMBRIDGEPORT STRONGLY RECOMMENDS CONFIRMING THE DIMENSIONS ON THIS SUBMITTAL**

CURB ADAPTERS ARE BASED ON UNIT MANUFACTURERS STANDARD CURB DIMENSIONS.  
 CAMBRIDGEPORT CANNOT BE RESPONSIBLE FOR ANY DEVIATIONS FROM FACTORY DIMENSIONS OR INCORRECT MODEL NUMBERS.